

STANDARD BEDDING BOX

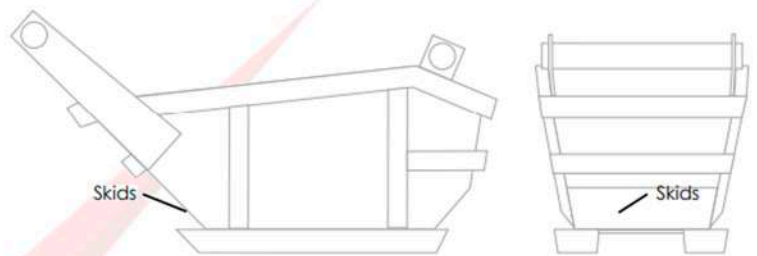
Bedding Boxes | Titan Series



Standard Bedding Box designed with production in mind. Our Titan Stone boxes are designed to set up a rhythm for pipe installation, helping you to always have bedding material staged by the excavation site for quick and uniform installation. The by-product of better production is safety, eliminating delays and no excess pressure on the trench walls. By utilizing a Titan Stone Box, your bedding material is always ready. When you're ready to lay pipe, your excavator can easily scoop the bedding material out of the bedding box, eliminating delays and costly labor. Increase safety and production. Put the power of production in your hands with a Titan Bedding Box. Our bedding boxes are built to take a beating and still be ready for the next job.

Features & Benefits

- High Tapper Back
- Walk Bar. Solid welded to create an extra strong box
- Reinforced Sides. Means no bulging and a long life for your product
- Roll-up Bottom. Base ends are rolled up, allowing for easy box movement
- Easy Fill Design. Titan's funnel-like design translates into quick and easy bucket fill
- Drag Bar. Welded to two heavy plates and inset from the front of the box, it helps strengthen the box and hold the sides in place



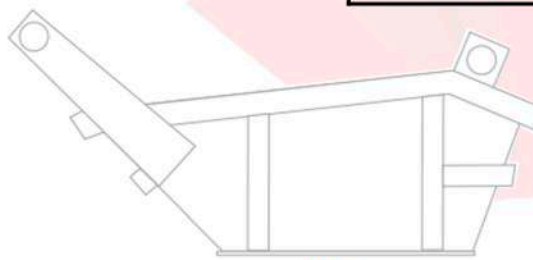
BEDDING BOX WITH OPTIONAL SKIDS
AVAILABLE ON ALL SIZES

Category	Standard Bedding Box
Primary Uses	Bedding Distribution
Excavator Weight Range	25K to 120K
Production Sizes Available	4.5, 6, 7.5 and 9 cu.yd

Model	Weight, Lb	Machine, Wgt
4 - CYD - SB	1995	25K Min
6 - CYD - SB	2550	35-45K
7.5 - CYD - SB	4260	40-50K
9 - CYD - SB	4640	40-75K
12 - CYD - SB	6975	75-120K



FRONT



SIDE

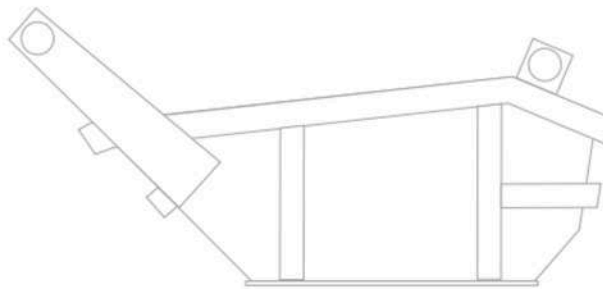


BACK

4-CYD & 6-CYD BEDDING BOX



FRONT



SIDE



BACK